

Raspberry Pi Sense HAT [part of Astro-Pi]

Page 1 : Contents / History

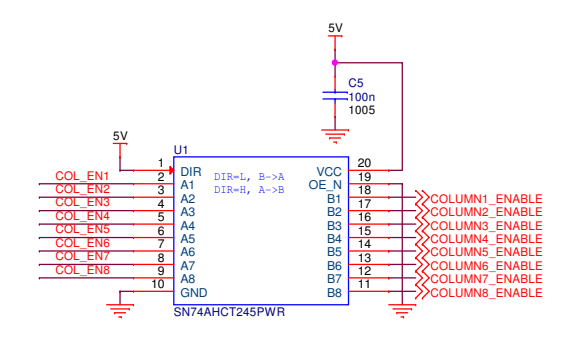
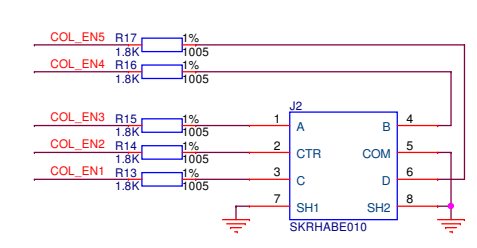
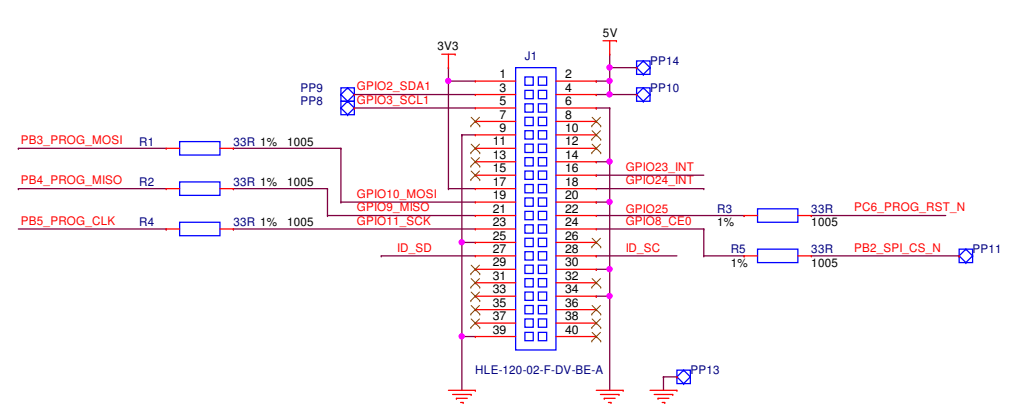
Page 2 : Atmel, LED driver, Seonsors

Page 3 : LEDs

Page 4 : More LEDs

History:

Rev 1.0 - Production version



Scan joystick state every start (or end) of frame:
 1. Turn off LEDs (take LED_OE_N high)
 2. Make Port D [7:3] inputs
 3. Read button state from Port D [7:3]
 4. Make Port D outputs again, re-enable LED driver, start next frame.
 NOTE In-pad pull ups must be enabled for Port D

