

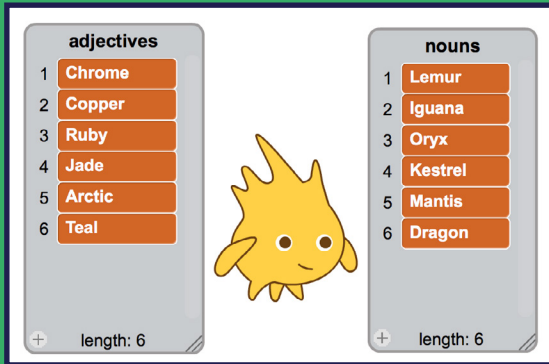
Username generator



Generate awesome usernames that you can use online

1 Prepare the generator

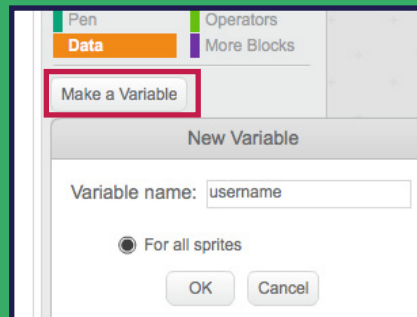
Open the Scratch project provided, or go to rpf.io/usernamego. You should see two lists on the stage: adjectives and nouns.



Add a sprite of your choice.

2 Generating usernames


Click **Data** and make a variable called 'username'.



Add code to choose random items from your lists to generate a random username when the sprite is clicked.

```
when this sprite clicked
  set username to join item random of adjectives item random of nouns
  say username
```

ArcticMantis



Challenge: add more variety

Click the + button on both lists and add some more adjectives and nouns to them. Now use the lists to create more usernames.

adjectives

- Chrome
- Copper
- Ruby
- Jade
- Arctic
- Teal

+ length: 6



Want to learn more? Find the whole project at rpf.io/username
Check out many other fun projects at rpf.io/projects