



06-

Be part of it

- Watch and comment on the other entry videos
- Support other Pioneers and mentors in the forum
- Prize winners will be invited to our summer camp




Remember

Get swag when you register your entry!

Submit your entry

05-


- Save your video to YouTube
- Fill in the submission form and send us the link to your vid
- Check out our YouTube channel to see previous entries



Get Involved

01-

- Teams of two to five young makers aged 11-16
- Use any technology, not just a Raspberry Pi
- Beginners encouraged!
- Teams work with a mentor who must be over 18
- Register your team at rpf.io/pioneers
- Join Pioneers mentors on Slack for real-time help and support




Remember

Get swag when you register your team!

02-

Set a schedule

- Ten hours of working time
- Decide on your style:
Club: structured sessions every week
Group: meet casually, when you can
Event: Join or host a hackathon near you
- New to mentoring? Download our Mentor Guide!



How


PIONEERS

Works

Make a video

04-


- The video is your entry to Pioneers, so it needs to be clear!
- You can ask other people to help with the video
- Make sure you explain **how** you made your ideas, not just **what** your idea is
- Watch our video about making a video to get inspired!



03-

Make a thing

- Strengthen your team by getting to know each other first
- Watch the theme video
- Brainstorm ideas for your make
- Pick the best idea and make a plan
- Share vids and pics of what you're up to using **#MakeYourIdeas**
- When you've finished your build, test your make and try to improve it



#MakeYourIdeas
For more inspiration and help, head to rpf.io/pioneers

